



# UTILITY TRAILERS CATALOG



ENHANCED INNOVATION IN  
EQUIPMENT TRANSPORTATION

*Powered EZ Load Drop Deck System • All Aluminum Construction*



## About Us

For over **135 years**, Timppe has been the leader in manufacturing transportation equipment and trailers. Our sole focus is designing and building products to satisfy the needs of our customers. Timppe trailers are light and dependable, and we personally build each one to make sure it does its job right. We are a company founded on **innovating transportation** to help people move equipment and product efficiently and more effectively. Headquartered in David City, Nebraska, on over 40 acres of campus with nearly 400,000 sqft. under roof, we take our Midwestern roots seriously, applying solid manufacturing principles and state-of-the-art technology to the industry's newest innovation in utility trailers.

From custom-building each trailer to service to replacement parts, we are there every step of the way to make sure owners get the most out of their investment. We don't just talk about delivering end-to-end ownership support – we live it. We're more than a trailer manufacturer: Timppe is a team of people working tirelessly to keep you on the road. These built-to-last, **aluminum constructed**, lightweight utility trailers deliver reliable and smooth performance that is easy to use and operate. Each trailer is equipped with our **powered EZ Load deck system** so ramps are no longer necessary for loading/unloading, making equipment transportation a breeze. From sports cars to hauling hay, we got you covered.



*Since 1884*



## Business Model



### Design

Our multi-disciplined engineering team develops, designs and tests each new product from start to finish. They have the ability to handle any request to get you the trailer you want.



### Manufacture

We custom build every trailer in one manufacturing facility which provides you with consistent product quality that's built on time.



### Sell

We give you expert advice on how to increase your operation's productivity and the confidence that you're getting the right trailer that fits your needs.



### Service & Warranty

Timpte's Factory Direct locations & Authorized Dealers are stocked with genuine Timpte parts and experienced service technicians. Our limited three-year warranty coverage gives you peace-of-mind on the road.

## Order Information

### Email Ordering Format:

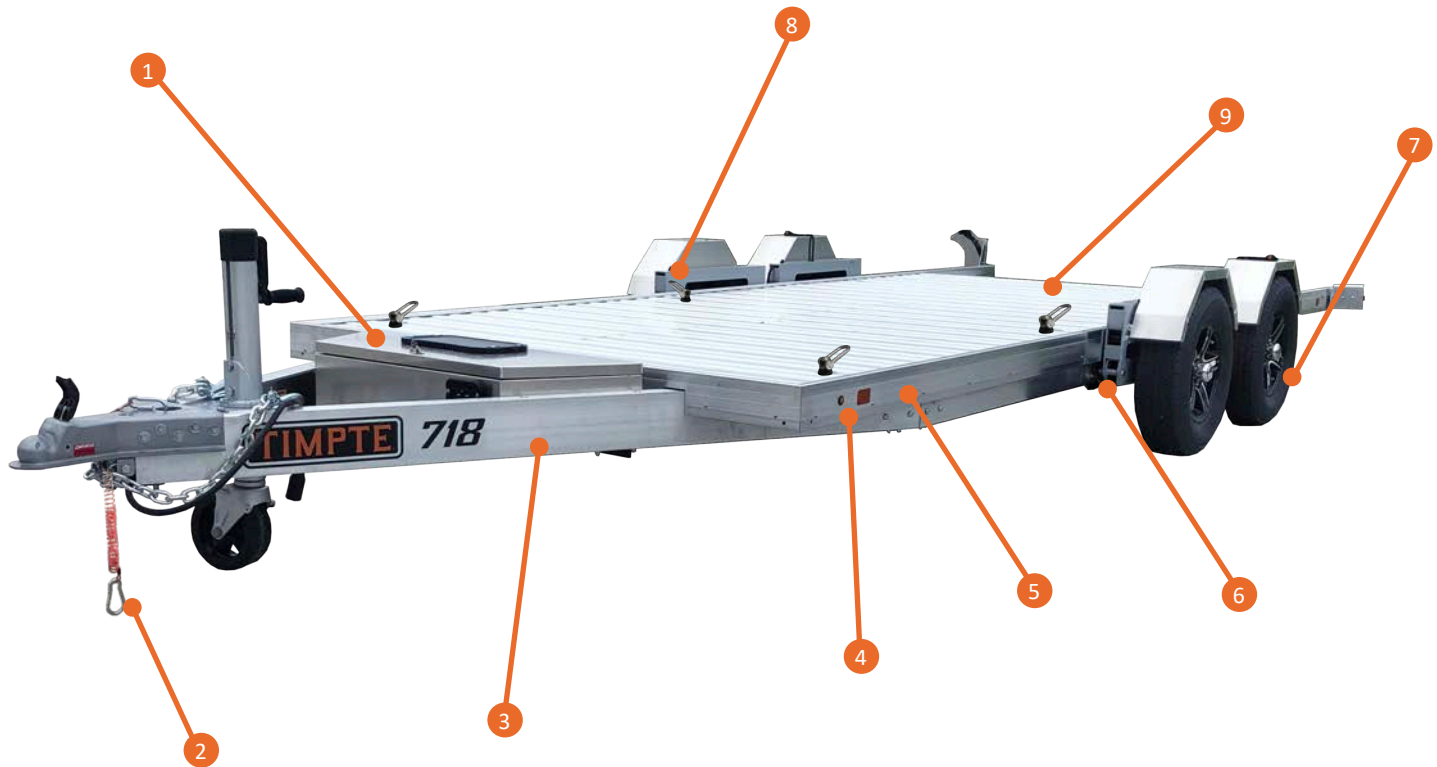
*Part Number - Brief Description - Quantity*

**You will receive a confirmation back on receipt of order within 24 hours**

**Shipping charges will be added to orders based on volumes and destination.**

Please feel free to communicate directly with Timpte on any issues you have with quality, delivery, cost, or after sales support. We will be carrying these parts in large quantities at our facility and your lead-times will be short, 1-5 working days for most parts. Our goal is to always have the part on the shelf for your service and over the counter part requirements.

» Please send all orders to the following email address: [customerservice@timpte.com](mailto:customerservice@timpte.com)



**1. Tool Box, Battery & Masterswitch:**

Aluminum constructed toolbox houses battery, masterswitch and trailer winch for Powered EZ Load Deck Lowering System. Keypad located on outside of box. Optional solar panel can be purchased and placed on top for charging of battery when not hooked to tow vehicle.

**2. Safety Cables & Break Away Kit:**

Connected to vehicle and crossed under the hitch. Breakaway kit will bring trailer safely to a stop by activating brakes should disconnect from tow vehicle occur during transit.

**3. Tongue:**

Six-inch aluminum C-Channel frame construction for increased strength and robust usage.

**4. Lights & Electrical:**

All weather-pack automotive style connection sealed to prevent corrosion. Standard LED lighting throughout and RV Style 7-way plug for tow vehicle connection.

**5. Side Rails & Decking:**

Extruded lightweight aluminum construction with no structural welds gives more strength, lower empty weight and heavier equipment towing capacity.

**6. Leaf Spring Axle:**

Provides even weight distribution, durability, and decreased tire wear.

**7. Tires & Wheels:**

14" premium aluminum wheels and ST205/75R14 tires. Optional spare tire and mounting systems available.

**8. Swivel Tie Downs:**

Four (4) removable locations comes standard on each trailer. Optional additional tie-downs can be purchased and installed to trailer deck.

**9. EZ Load Deck:**

Rear dovetail flare design allows for a 4 degree approach angle when loading equipment. Embedded lights centered within rear plank.



**\*The trailer shown above is used for DEMONSTRATION purposes only with added options pictured. All referenced points are standard features on all Timpte Utility Trailer models.**

Timpte reserves the right to change design or specifications without notice. Information contained herein is general in nature and is not intended for specific applications purposes.

## 312 Model

2,990 GVW  
12 feet x 81" deck



## 314 Model

2,990 GVW  
14 feet x 81" deck



## 718 Model

7,000 GVW  
18 feet x 81" deck



## 720 Model

7,000 GVW  
20 feet x 81" deck



## 1018 Model

10,000 GVW  
18 feet x 78" deck



## 1020 Model

10,000 GVW  
20 feet x 78" deck



## 14,000 GVW Models


*Contact your local Sales Representative  
for more information*



## SPACE SAVING CAPABILITIES

Utilize trailer for added storage of equipment to save space while not in use.

# UTILITY TRAILER MODELS



## Powered EZ Load Deck Lowering System



Raise and lower your deck bed, featuring four degree approach angle, with one push of a button on your wireless remote or keypad. Trailer can be loaded or unloaded without being hooked to tow vehicle and does not require ramps. Save space by storing equipment on trailer in its lowered position while not in use.

## All Aluminum Construction



The empty weight you want and the strength you need! Easy to use and operate with no structural aluminum welds. From main c-channel frame, to side rails and deck material, this lightweight trailer delivers reliable and smooth performance that is easy to use and operate with minimal clearance.

## Wireless Remote Operation



Raise the trailer from inside or outside loaded equipment. Remote will not activate until lid has been flipped open for safety & to conserve battery life.

## Theft Prevention



No longer will theft be an issue. Eliminate the need for chains and padlocks for securing your trailer in place when not in use. Lower trailer, lock it, and leave it.





### 312 / 314 Models

Model	GVW	Bed Size	Empty Weight
312	2,990	12' x 81"	Est. 1,000 lbs
314	2,990	14' x 81"	Est. 1,100 lbs



### 718 / 720 Models

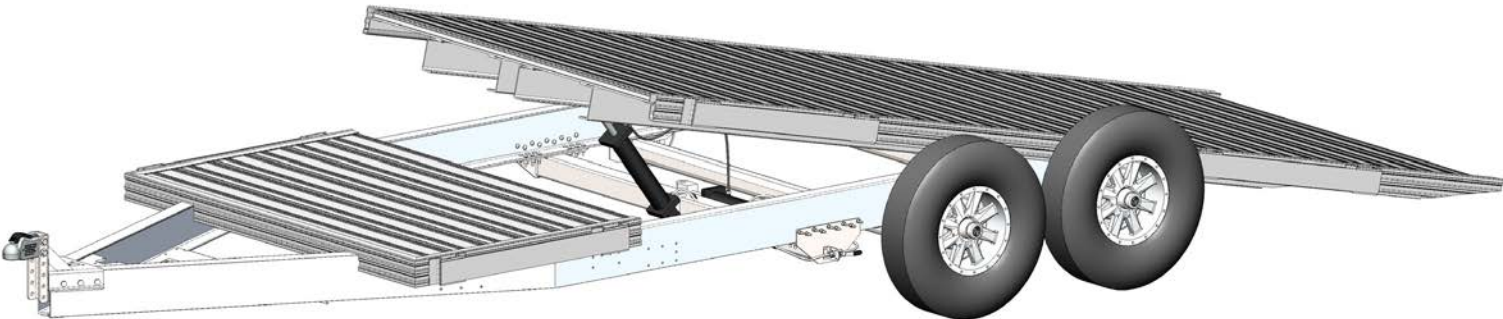
Model	GVW	Bed Size	Empty Weight
718	7,000	18' x 81"	1640 lbs
720	7,000	20' x 81"	1780 lbs



### 1018 / 1020 Models

Model	GVW	Bed Size	Empty Weight
1018	10,000	18' x 78"	Est. 2,000 lbs
1020	10,000	20' x 78"	Est. 2,100 lbs

Contact your local Sales Representative for more information

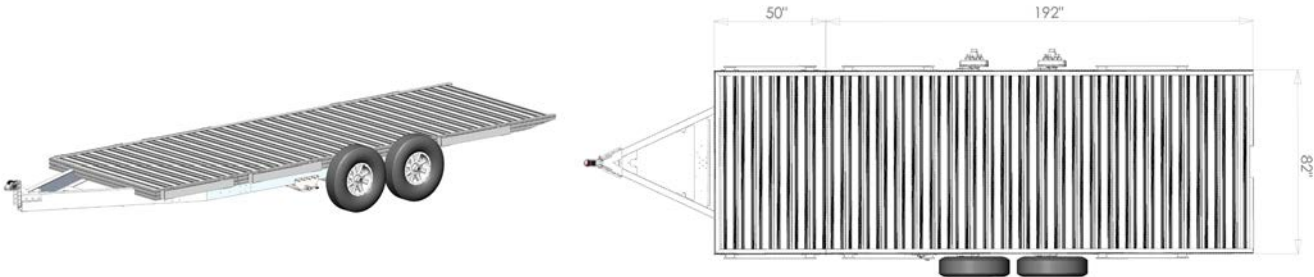


14,000 Split Tilt Series

Haul heavier equipment on the all-aluminum 14,000 GVW split tilt deck trailer series. These trailers feature a passive hydraulic cylinder system to allow for ease and safety when loading and unloading equipment giving more control to the operator. The 12 degree approach angle offers an alternative to ramps and its 81” usable deck width comfortably fits skid steers, mini excavators, and other pieces of large equipment. Each trailer comes standard with a stationary deck for the ability of loading accessory pieces or other forms of equipment.

1420 / 1424  
Models


Model	GVW	Bed Size	Empty Weight
1420	14,000	16’ + 4’	Est. 2,650 lbs
1424	14,000	18’ + 6’	Est. 2,750 lbs






## Tire Rack

PART NO.	DESCRIPTION
577-301007	3K, 7K, 10K Options



## Spare Tire

PART NO.	DESCRIPTION	UNIT
035-300298	3K & 7K Tire Option	EA
035-300357	10K Tire Option	EA



## Motorcycle Bracket

PART NO.	UNIT
575-300697	EA



## Solar Panel

PART NO.	UNIT
575-300504	EA



## Rock Guard

PART NO.	DESCRIPTION	UNIT
577-300393	3K & 7K Rockguard	EA
577-300454	10K Rockguard	EA




## Spare Tire Mount

PART NO.	UNIT
577-300387	EA



## Swivel Tie Down

PART NO.	UNIT
575-300527	EA



## Wireless Remote

PART NO.	UNIT
031-300475	EA



## Loading Winch

PART NO.	UNIT
575-300627	EA



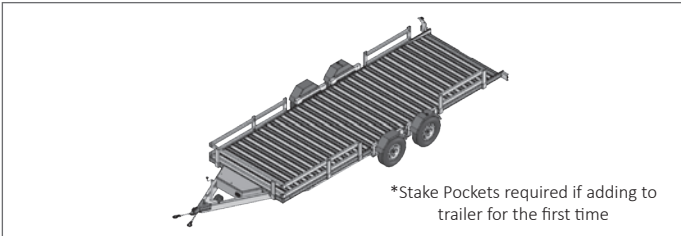
## Stake Pockets

PART NO.	UNIT
577-300562	Pair (2)




## Sideboard

PART NO.	DESCRIPTION	UNIT
577-301090	Sideboard Mounting Post	EA
577-301110	Sideboard Nose Channel Assembly	EA
043-301088	Sideboard C-Channel 34"	EA
043-301087	Sideboard C-Channel 47-5/16"	EA



## Removable Fender

PART NO.	DESCRIPTION	UNIT
577-301228	Front CBSD - 7K/3K	EA
577-301229	Front RDSD - 7K/3K	EA
577-301230	Rear CBSD/RDSD - 7K	EA



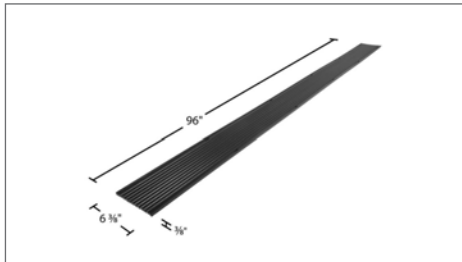
## Snowmobile Clamp

PART NO.	UNIT
035-300970	EA



## Snowmobile Runner

PART NO.	UNIT
035-300969	EA



## Logistics E-Track

PART NO.	UNIT
035-300698	EA



## Toolbox Extension

PART NO.	UNIT
577-300702	EA



## Wheel Ratchet Strap

PART NO.	UNIT
035-300569	EA









*Since 1884*

*All prices are subject to change without prior notice at the discretion of Timppte, Inc.*